

Red Dirt

Primitives



super hero andie

Supply List

Muslin

Stuffing

Scrap of red material for cape

Scrap of material for bloomers

Scrap of material for shirt

Red Felt for the letter "S"

Raw Red Wool for hair

Black and Red Dmc Floss

Red Dirt Primitives
P.O. Box 361
Guthrie Ok, 73044
(405)282-5155

www.patternmart.com
www.primnest.com
www.reddirtprimitives.com
ebay id: rdprim4

Superhero Andie

22 1/2" prim Andie

Hello and thank you for buying my pattern! This guy reminds me of my little ones when they were younger wanting to be a superhero. This guy is simple and fun. I hope you enjoy making him but please remember this doll is still not for a child, he is for display only.

Body

- *Trace arms and legs and body on double muslin
- *Sew on traced lines leaving open where indicated
- *Stuff body firmly and whipstitch bottom closed
- *Stuff arms and legs firmly 3/4" of the way up and whipstitch closed
- *Hand stitch arms and legs to body
- *Hand stitch eyes, nose and mouth
- *Stain doll and lay to dry
- *When dry, hand stitch red raw wool hair to head

Shirt and Bloomers

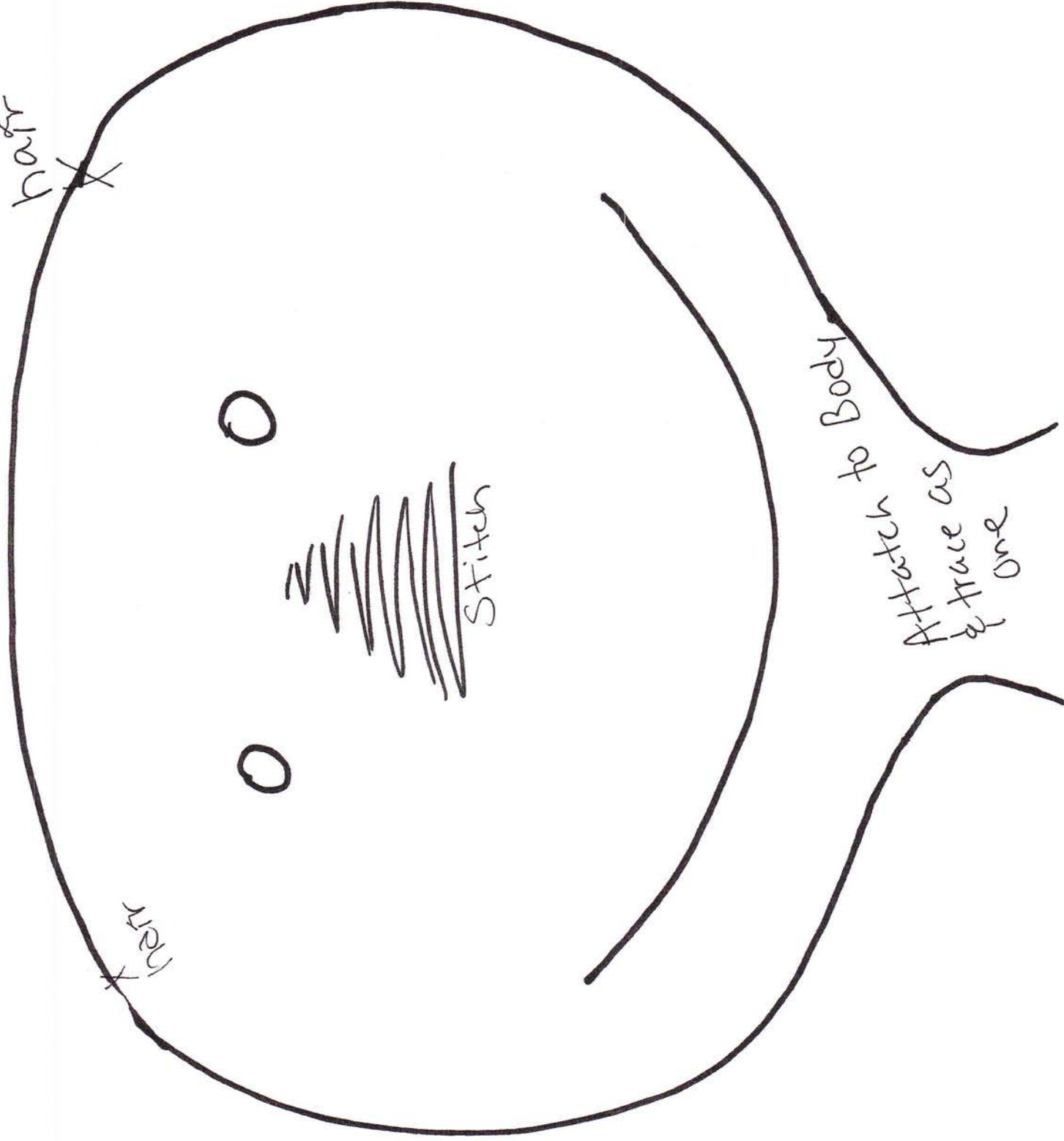
- *Cut one shirt on double fold
- *Cut one "S" on red felt
- *Hand stitch "S" to front of shirt
- *Sew up sides and down arms
- *Clip and turn
- *Place shirt on doll and hand gather neck, pulling gathers tight and knot off
- *Cut on pair of bottoms on double material
- *Fold in half and cut up 1" from the bottom on the fold
- *Unfold pants, sew up both sides, sew up over and down to form crotch 1/4" from cut line, trim threads and turn
- *Place on doll and gather waist and knot off

Cape

- *Cut one cape out of red material measuring 23 1/2" wide x 17" long
- *Take the 23 1/2" side and tie that around neck, the 17" part should be hanging down over his back

We we are already done! Hope he was easy for you to do. Any questions please give me a shout! You may sell this finished guy one ebay or your craft shows or in a craft booth. NO MASS PRODUCING (as in making hundreds at a time without permission) NO NATIONAL MAGAZINES. If you sell him on ebay please give credit to Red Dirt Primitives for the pattern. You may resell the orginal pattern on ebay. Please do not make copies of this pattern and keep reselling. I do sell whole on my patterns so please buy extra if you want to keep selling this pattern. No taking this pattern and changing it and calling it your own. I appreciate you business and GOD BLESS!

hair X



Stitch

hair X

Attach to Body
Trace as
One

Fold

Cut 1 Shirt
on dbl Fold

* Shirt

F O I D

Attach to
head &
trace As one



Trace 1 Body

on dbl

muslin

Super Hero
Andie

RDP

Top of
leg
* Attach top
of leg to leg
then trace as
one

* Attach
to top of
leg & trace
as one


Trace 1
Leg on
Double Musth

Super Hero
Andre

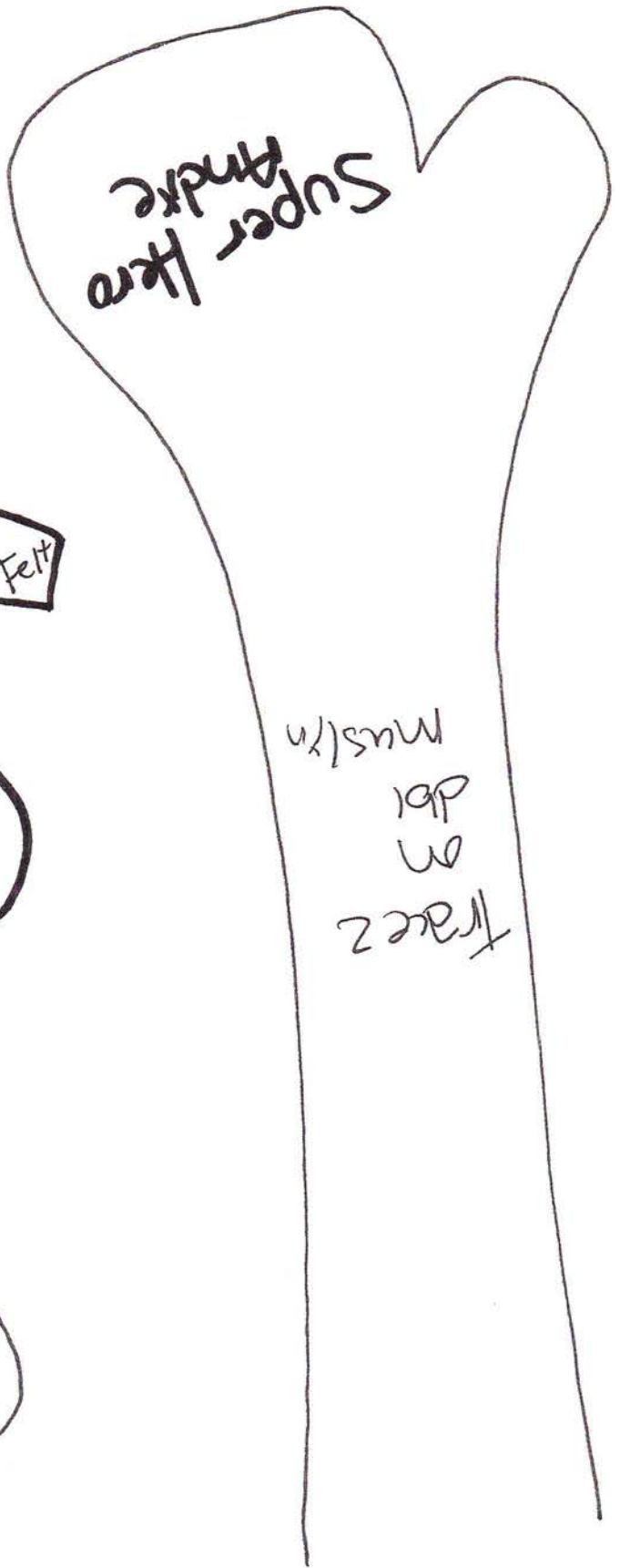
Cut 1 Pair of
Undres on dbl Material



Extra
Hand
Pattern



Cut 1
on Red Felt



Super Hero
Andre

Trace
on
dpl
muslin